




THERMOBILE®

Spare part list for BX 20/30






Spare part list for BX 20 Thermobile



Number	Designation	Part number	Quantity
1	Cover	47.103.915	1
2	Handle (2 pieces/handle	47.106.852	4
3	Knob	47.101.667	2
4	Heating element	47.804.038	6
5	Fan motor	47.103.916	1
6	Fan guard	47.100.207	1
7	Cable set compl.	47.101.911	1
8	Plug 32A	47.103.490	1
9	Switch fan motor	47.103.912	1
10	Switch	47.103.910	1
11	Thermostat	47.103.917	1
12	Contacteur	47.103.914	3
13	End anchor	47.101.195	1
14	Terminal block	47.101.193	3
15	Terminal block, grounding	47.101.200	1
16	Overheating cut-out	47.103.918	1
17	Capacitor fan motor 1,5µF	47.103.990	1
18	Capacitor fan speed 3,5µF	47.103.913	1

	NL	GB	F	D	
	Omschrijving	Description	Déscription	Bezeichnung	Spare part number
1	Deksel	Cover	Couvercle	Deckel	47.103.915
2	Handgreep	Handle	Poignée	Handgriff	47.106.852
3	Knop	Knob	Bouton	Knopf	47.101.667
4	Verwarmingselement	Heating element	Element	Heizelement	47.804.038
5	Ventilatormotor	Fanmotor	Moteur de ventilateur	Gebläsemotor	47.103.916
6	Aanzuigrooster	Protective grill fan	Grille de protection ventilateur	Schutzgitter Gebläse	47.100.207
7	Kabel compleet	Cable complete	Cable complet	Kabel komplet	47.101.911
8	Stekker 32A	Plug 32A	Prise 32A	Stecker 32A	47.103.490
9	Schakelaar ventilator	Switch fan	Interrupteur ventilateur	Gebläseschalter	47.103.910
10	Schakelaar	Switch	Interrupteur	Schalter	47.103.911
11	Thermostat	Thermostat	Thermostat	Thermostat	47.103.917
12	Magneetschakelaar	Contacteur	Contacteur	Schütz	47.103.914
13	Kabel bevestiging	Cable fixing	Fixation des cables	Kabelbefestigung	47.101.195
14	Kroonsteen	Terminal block	Block de jonction	Klemmenleiste	47.101.193
15	Kroonsteen,aarde	Terminal block,ground	Block de junction, la terre	Klemmenleiste ,erde	47.101.200
16	Limit thermostaat	Limit thermostat	Maximum thermostat	Maximum Thermostat	47.103.918
17	Condensator	Capacitor	Condensateur	Kondensator	47.103.990
18	Condensator	Capacitor	Condensateur	Kondensator	47.103.913

Spare part list for BX 30 Thermobile



Number	Designation	Part number	Quantity
1	Cover	47.103.915	1
2	Handle (2 pieces/handle	47.106.852	4
3	Knob	47.101.667	2
4	Heating element	47.804.038	9
5	Fan motor	47.103.916	1
6	Fan guard	47.100.207	1
7	Cable set compl.	47.101.911	1
8	Plug 63A	47.103.488	1
9	Switch fan motor	47.103.912	1
10	Switch	47.103.911	1
11	Thermostat	47.103.917	1
12	Contacteur	47.103.914	3
13	End anchor	47.101.195	1
14	Terminal block	47.101.193	3
15	Terminal block, grounding	47.101.200	1
16	Overheating cut-out	47.103.918	1
17	Capacitor fan motor 1,5µF	47.103.990	1
18	Capacitor fan speed 3,5µF	47.103913	1

	NL	GB	F	D	
	Omschrijving	Description	Déscription	Bezeichnung	Spare part number
1	Deksel	Cover	Couvercle	Deckel	47.103.915
2	Handgreep	Handle	Poignée	Handgriff	47.106.852
3	Knop	Knob	Bouton	Knopf	47.101.667
4	Verwarmingselement	Heating element	Element	Heizelement	47.804.038
5	Ventilatormotor	Fanmotor	Moteur de ventilateur	Gebbläsemotor	47.103.916
6	Aanzuigrooster	Protective grill fan	Grille de protection ventilateur	Schutzgitter Gebläse	47.100.207
7	Kabel compleet	Cable complete	Cable complet	Kabel komplet	47.101.911
8	Stekker 63A	Plug 63A	Prise 63A	Stecker 63A	47.103.488
9	Schakelaar ventilator	Switch fan	Interrupteur ventilateur	Gebbläseschalter	47.103.912
10	Schakelaar	Switch	Interrupteur	Schalter	47.103.911
11	Thermostat	Thermostat	Thermostat	Thermostat	47.103.917
12	Magneetschakelaar	Contacteur	Contacteur	Schütz	47.103.914
13	Kabel bevestiging	Cable fixing	Fixation des cables	Kabelbefestigung	47.101.195
14	Kroonsteen	Terminal block	Block de jonction	Klemmenleiste	47.101.193
15	Kroonsteen,aarde	Terminal block,ground	Block de junction, la terre	Klemmenleiste ,erde	47.101.200
16	Limit thermostaat	Limit thermostat	Maximum thermostat	Maximum Thermostat	47.103.918
17	Condensator	Capacitor	Condensateur	Kondensator	47.103.990
18	Condensator	Capacitor	Condensateur	Kondensator	47.103.913

Wiring diagram BX 20/30

